

Make Our Streets for Living, Not Losing Lives

There are an average of **137** crashes every day in Broward.

These aren't just numbers.
They're our neighbors, friends, and family.

The cost is also economic, resulting in traffic congestion, delay, and lost productivity.

KSI* Crash Facts Between 2018 and 2022:

4,832

killed or seriously injury crashes in Broward

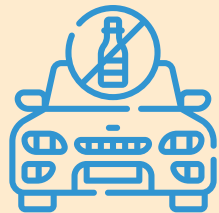
* KSI = Killed and Seriously Injured

Most severe crashes are **happening during dry, daylight conditions without the influence of alcohol, drugs, or distracted driving.**

Every serious crash is preventable.



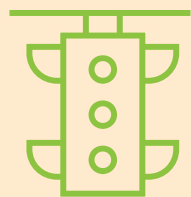
**10% Speeding/
Aggressive Driving**



**8% Alcohol/
Drug Related**



**9% Distracted
Driving**



**5% Red-Light
Running**

- **Death and Serious Injuries are unacceptable**
- **Responsibility is shared**
- **Humans make mistakes**
- **Humans are vulnerable**
- **Safety is proactive**
- **Redundancy is crucial**

SAFE STREETS 4 BROWARD

Powered by The Broward MPO & Broward County



LEARN MORE

Together, we can create a vibrant, thriving Broward County where safe mobility is a reality for everyone.

To learn more visit safestreets4broward.org

Be A Hero 4 Zero Traffic Deaths

**Broward Regional Comprehensive
Safety Action Plan (BSAP)**



Our Goal: Zero Deaths by 2050

Broward MPO
Metropolitan Planning Organization

**BROWARD
COUNTY
FLORIDA**

Why Zero? Why NOW?

4 People Die and 18 are Severely injured in Broward Traffic Crashes Every week.

These tragedies ripple through our communities—impacting lives, families, and our ability to thrive. Over 1,600 communities across all 50 states are committed to preventing roadway fatalities and serious injuries since 2022. Zero deaths by 2050 is an ambitious goal, but it is achievable. Through holistic action outlined in this plan, we can create outcomes to reduce **killed and serious injury (KSI)** crashes to zero by the year 2050.

Achieving safer streets means:

- Loved ones & friends not hurt/killed in crashes
- Less traffic congestion due to traffic crashes
- Less economic burden on our communities
- Improved travel for all roadway users
- More resources available for other community needs

Safety isn't just a public health issue—it's an economic one. Broward sees 137 crashes daily, **costing our community over \$3 billion a year in delays, medical bills, and lost productivity.**

The BSAP helps leaders act now to save lives, reduce congestion, and bring resources home. **Preventing 2% of crashes** can save our communities **60% of the economic cost.**



What the BSAP Delivers

A Roadmap for Safer Streets

The BSAP gives leaders a clear path to eliminate traffic deaths and serious injuries by 2050.

What's included:

- 50+** safety projects targeting high-risk roads
- 35+** policy recommendations to guide safer decisions
- 25+** safety programs for schools, speed, lighting, and vulnerable users

Action tools like a Quick-Build Guide, Safety Dashboard, and Safe Streets Design Manual

Three Key Lessons for Action

- Speed Kills—Design Slower Streets:**
The plan uses street design and speed management technology to create safer travel conditions.
- Transit + Crosswalks = Safer Connections:**
Aligning transit stops with crosswalks keep people safe as they move through the system.
- See and Be Seen:**
Better lighting and consistent maintenance improve visibility and reduce nighttime crashes.

How do we get to Zero — and Why it Matters

Getting to zero traffic deaths is bold—but it's possible.





Cities worldwide have cut fatalities by up to **80%**. Now it's Broward's turn. The plan targets the **6%** of streets where **77%** of deadly crashes occur with safer design, better lighting, and slower speeds.

Most crashes don't involve alcohol or bad weather—they happen in daylight, under normal conditions. The real issue is street design and system failure, not bad drivers.

Crashes don't just take lives—they clog roads, overwhelm emergency services, and drain our economy.

With the BSAP, elected leaders set the vision, direct funding, and show our communities that safety isn't optional—**it's achievable.**

Proven Around the World: Saving Lives is Possible

-  **Spain**
80% reduction in fatalities 1990-2017
-  **Hoboken**
100% reduction in fatalities, 2017-2024
-  **Jersey City**
100% reduction in fatalities, 2021-2022
-  **Sweden**
67% reduction in fatalities from 1990-2017

Note: the list above are examples